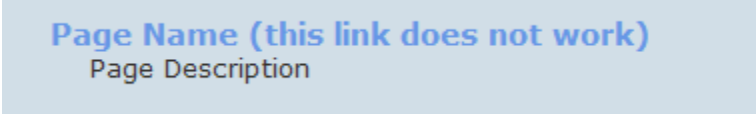


CivicPlus Pages: Using the Dynamic Content Type

When choosing the dynamic subpage option, instead entering page content, the page content will be a list of links to the subpages of the selected page. Subpages will also be listed in the left menu of each subpage.

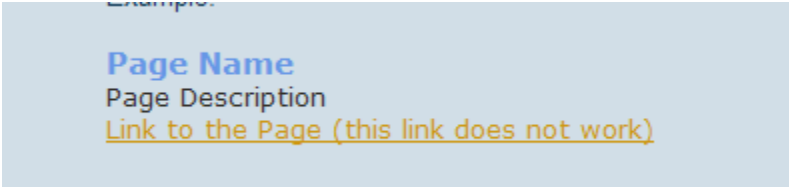
There are four layout options.

Section header + page description: header is link to page



Page Name (this link does not work)
Page Description

Section header + page description + link: link is link to page



Page Name
Page Description
[Link to the Page \(this link does not work\)](#)

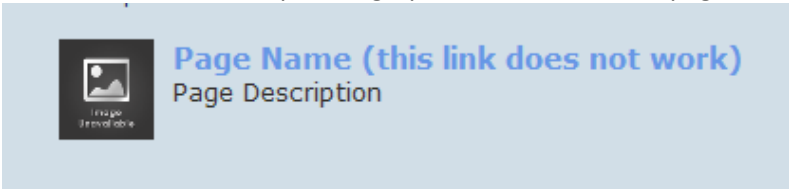
Just a link to the page


Example:



[Link to the Page \(this link does not work\)](#)

Section header + description + graphic: header is link to page.



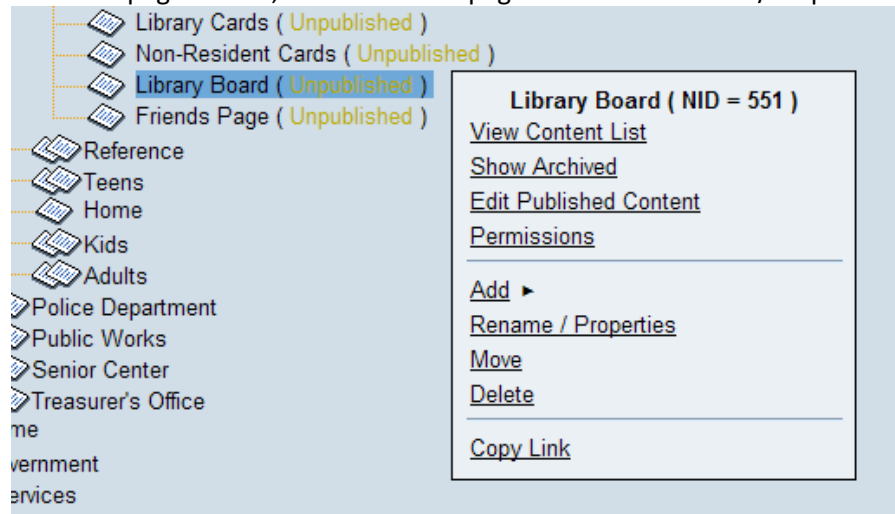
 **Page Name (this link does not work)**
Page Description

Some examples on our City website of dynamic subpages are the Community Health programs page in the Health Department and the Interactive GIS Mapping page in the City Administration > Geographic Information Systems section.

All of these options are set in the menu properties tab for the page. You can set these options when you create the page, or can edit them later by selecting Rename/Properties from the page menu if you have at permission. If not, please contact Kathryn for assistance.

CivicPlus Pages: Using the Dynamic Content Type

From the pages menu, hover over the page and select Rename/Properties



Or click on the Menu Properties tab when editing a page

