

Make the most of your prescription benefit online at serveyourx.com. With just a few quick clicks, you'll have access to useful tools and resources that can help save time and money!

DEDICATED MEMBERS SECTION

Click on *Members* in the top navigation then select *Serve You Rx Members* to find helpful tools and information, including:

- EZRefillRx
- Member Portal
- Member forms
- Preferred Drug Lists



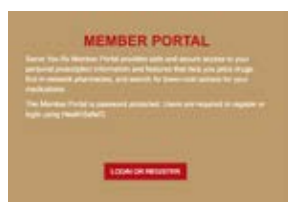
MEMBER PORTAL

As a plan member, you can register for the *Member Portal* through serveyourx.com. This free, secure portal contains information about your benefit and will help you track and organize prescription details for yourself and covered family members.

Once on the Serve You Rx *Members* page, click the *Login or Register* link under *Member Portal*.

As part of registration, you will be instructed to create a HealthSafe ID to secure your information. Once registered, you have access to:

- **My Profile** – Manage your account details and store contact information for providers, emergency contacts, and more



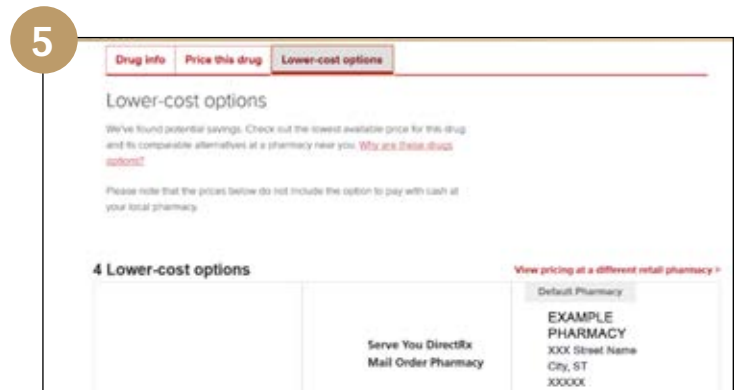
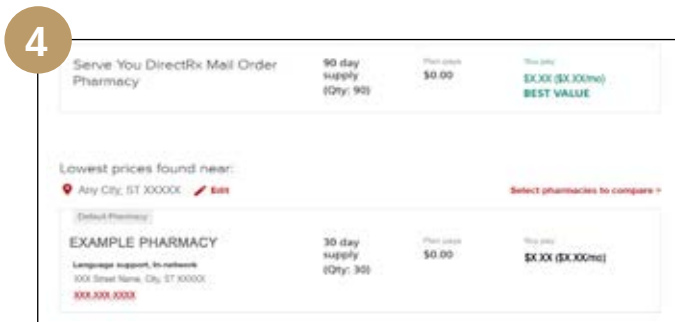
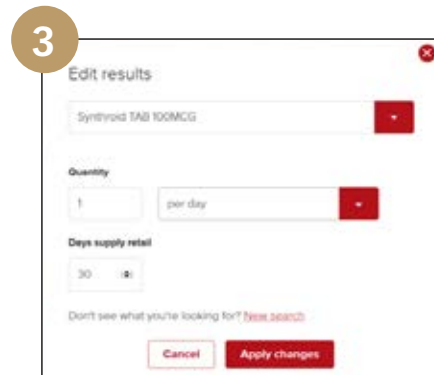
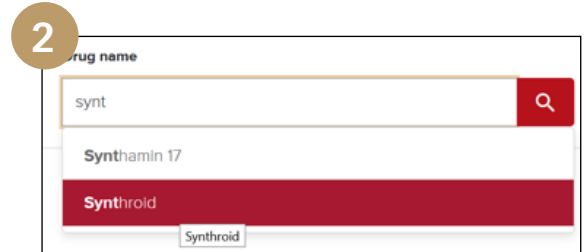
- **My Medicine Cabinet** – View and organize all your prescription and over-the-counter medications in one convenient place
- **Drug Information/Search** – Learn about prescription storage, missed dosage instructions, common uses, side effects, and more
- **Drug Pricing** – Compare the costs of drugs between home delivery from Serve You DirectRx Pharmacy and retail pharmacies
- **Lower-Cost Options** – View the costs of generic drugs or similar drugs that may save you money
- **Pharmacy Locator** – Search by ZIP code, distance, and 24-hour availability for network pharmacies that accept your plan
- **Benefits Information** – Learn about your benefits and how to use them
- **Claims History** – View and/or download the details of your current and past claims

How to Use Drug Pricing and Lower-Cost Options

Our *Drug Pricing* and *Lower-Cost Options* features can help you discover which pharmacy has your medication for the lowest price, as well as determine if there are more affordable alternative drugs in the same therapeutic category.

FOLLOW THESE SIMPLE STEPS:

1. Login to the *Member Portal* and select *Drug Pricing* under *Member Tools*.
2. Enter the name of your drug in the search field and click the magnifying glass icon.
3. Edit the drug strength, quantity, and days' supply prescribed to you if necessary and select "apply changes."
4. Now, you will be able to view an estimate of how much your medication costs across different pharmacies, with the most affordable option labeled as "best value."
5. If you click on the *Lower-Cost Options* tab, you can view the costs of generic alternatives and other similar drugs that are available.



Serve You Rx customer service is available at **800-759-3203** if you have questions or need assistance using the *Drug Pricing* or *Lower-Cost Options* features.